

)

(



		2017 1 1 2017 6 30

			002271
	BEIJING ORIENTAL YUHONG WATERPROOF TECHNOLOGY CO., LTD.		
	ORIENTAL YUHONG		

	4	
	010-85762629	
	010-85762629	
	stocks@yuhong.com.cn	

1

2016

2

2016



2

	-490,121.77	
	27,038,783.23	
	197,012.44	
	3,471,728.28	
	2,294.78	
	23,271,650.84	--

1

1

1

DAW ASIA LIMITED

DAW SE

1

	2.4

2

1

500

5

150

800

6

7

2017

3

17

PCT

	4,310,590,753.64	100%	2,921,088,840.98	100%	47.57%
	3,381,806,085.13	78.45%	2,249,138,301.98	77.00%	50.36%
	658,780,451.02	15.28%	455,160,706.13	15.58%	44.74%
	232,506,205.30	5.39%	177,754,651.91	6.09%	30.80%
	37,498,012.19	0.87%	39,035,180.96	1.34%	-3.94%
	2,186,498,229.69	50.72%	1,566,679,911.15	53.63%	39.56%
	1,195,307,855.44	27.73%	682,458,390.83	23.36%	75.15%
	658,780,451.02	15.28%	455,160,706.13	15.58%	44.74%
	232,506,205.30	5.39%	177,754,651.91	6.09%	30.80%
	37,498,012.19	0.87%	39,035,180.96	1.34%	-3.94%
	965,451,379.10	22.40%	574,495,779.18	19.67%	

	658,780,451.02	442,864,707.45	32.78%	44.74%	48.03%	-1.49%
	232,506,205.30	188,606,627.00	18.88%	30.80%	36.71%	-3.51%
	965,451,379.10	633,503,657.07	34.38%	68.05%	76.40%	-3.11%
	253,286,524.00	175,345,442.86	30.77%	40.93%	49.46%	-3.95%
	3,054,354,838.35	1,724,845,649.58	43.53%	43.54%	48.96%	-2.05%

1

30%

1

	1,327,981,108.00	12.59%	1,611,155,281.10	18.19%	-5.60%	
	3,918,501,551.26	37.16%	2,883,103,322.95	32.55%	4.61%	
	1,104,995,060.34	10.48%	712,354,916.16	8.04%	2.44%	
	1,649,603,332.10	15.65%	1,596,891,346.57	18.03%	-2.38%	
	500,697,772.6	4.75%	271,670,831.84	3.07%	1.68%	

	4					
	2,013,494,052.16	19.10%	1,062,840,844.84	12.00%	7.10%	

2

3

项目	期末账面价值	受限原因
货币资金	152,793,817.41	支付的银行保证金
固定资产	2,270,676.43	银行借款抵押
无形资产	1,665,922.85	银行借款抵押
应收账款	500,000,000.00	银行借款抵押
合计	656,730,416.69	--

1





							12	31		
		22,784.9	22,784.9		22,784.9	100.00%				
	--	125,122.9	125,122.9	6,075.45	112,463.39	--	--	13,780.32		

3

		(1)		(2)	(3)=(2)/(1)				
2.4	2,000	14,586	5,141.32	5,141.32	35.25%	2017 31	12	0	
	--	14,586	5,141.32	5,141.32	--	--		0	--
	()		2016 10 19						2,000
	()			14,586		2.4		11.66%	
	()								
	()								

4

2017	2017 8 19	

8

1

2

10%

			100,020,000.00	1,796,249,572.45	1,042,351,739.10	949,661,982.28	96,629,284.54	89,654,642.58
			400,000,000.00	659,071,570.96	64,348,530.03	686,544,029.83	70,540,209.05	57,008,217.98
			50,000,000.00	1,072,443,238.76	278,583,728.60	696,923,795.54	67,886,328.26	60,440,286.70

89,654,642.58 57,008,217.98 60,440,286.70

2017 1-9

2017 1-9

2017 1-9	20.00%		40.00%
2017 1-9	86,483.57		100,897.5
2016 1-9			72,069.64

1

2017

2

3

MDI SBS


1

2016		0.37%	2017 05 16	2017 05 17	www.cninfo.com.cn)

2

			BBč
--	--	--	-----

--	--	--	--	--	--	--



				2014 08 18		

			1			
			2	2016 11 01		
			3			
			4			

			5			

“ ”

1	2012	10	10						
						1800			
					34352	5.24%			
	1684			93.556%	116		6.444%		
				287			7.03	/	
2							2013	7	5
						1800			
	34352			5.24%		1730.2		96.12%	
	69.8			3.878%					287
							7.03	/	
3	2013	7	22		2013				
4	2013	8	19						
									344
	311				1800		1730.2		
69.8		1701.4			1631.6		69.8		

2012 7.03 / 6.83 /
2013 8 19 311
1631.6 2013 9 5

1631.6

12762.60 2013 -2017

		2013	2014	2015	2016	2017
1631.6	12762.60	3038.89	6968.03	2002.49	547.05	206.13

5 2014 7 14

2014 7 14

19

69.8

12.80 /

2014 8

8

402.9688

2014 -2017

	2014	2015	2016	2017
402.9688	145.7611	207.7430	45.3839	4.0809

6 2014 8 21

302

391.7083

2013

391.7083

2014

9 5

2013

2013

26

6.83 /

26

6%

345.28

26

47.6917

2014 9 30

	2013	2014	2015	2016	2017
12344.11	2930.68	6728.70	1950.94	532.97	200.82

7 2015 7 14

2014

2014

2014 12 31

416,326,636

10

2.00

10

10

2015

6 1

416,326,636

832,653,272

1262

2524

1192.2

2384.4

69.8

139.6

2014

12.80 /

6.40 /

8 2015 7 14

17 31.7 2013

31.7 2015

8 10 2013

2014 5

18.2 2015

8 5 ,

	2014	2015	2016	2017
357.6468	130.5663	184.7024	38.8819	3.4962

9 2015 8 20

2014 2014 2014 12

31 416,326,636 10 2.00

10 10 2015 6 1

416,326,636 832,653,272

1192.2 2384.4

2014

6.83 / 3.415 /

10 2015 8 20

288

720.0167

2013

720.0167

2015 9 7

2013

2014

62

177.7833

2015 10 26

,

	2013	2014	2015	2016	2017
11830.92	2855.41	6502.88	1786.38	498.43	187.81

11 2016 7 19

14

27.7

2013

27.7

2016 8

8

2013

2015

4

12.2

2016 11

7

,

	2014	2015	2016	2017
345.5990	128.0527	179.2182	35.4166	2.9116

12 2016 8 18

276 677.35

2013

677.35 2016 9 8 2013

2015 58

103.45 2016 11 7

	2013	2014	2015	2016	2017
11687.54	2841.06	6459.83	1743.33	464.99	178.34

13 2017 6 13

2016 2016 882,686,848

10 1.500000 QFII RQFII

10 1.350000

10 1.500000

10% QFII RQFII

2017 6 1

2016 2017 6 1

						3.415 /
3.265 /				6.40 /		6.25 /
14	2017	6	13			
				2013		
			2016			
						38.9333
			2017	7	12	
15	2017	6	13			
				2013		
			2016			
						11.0000
			2017	7	12	
16	2017	7	17			
						12
18.9				2013		
			18.9			
				2017	8	4
				19.9		
17	2017	8	18			
						263
666.8667						

1 2016 6 30

6,504.40

83,069.34 7.83%

5,854 90.00% 650.40 10.00%

1,112 8.24 /

2 2016 7 1

2016 7

27

6,500

83,069.34 7.82% 6,414.1 98.68%

85.9 1.32% 1,112

1,263 8.24 /

3 2016 8 12 2016

4 2016 8 25

1263 1230 6500

6414.1 85.9 6435.5 6349.6 85.9

2016 8 25

6 2017 6 13

2016

119.0000

2017 7 12

7 2017 7 17

2017 7 17

85.9

0.0975%

18.31 /

780.45 2017 -2021

	2017	2018	2019	2020	2021
780.45	232.22	358.59	133.78	46.35	9.51

	2017 6 14	www.cninfo.com.cn
	2017 7 14	www.cninfo.com.cn
	2017 7 18	www.cninfo.com.cn
	2017 8 4	www.cninfo.com.cn
	2017 8 19	www.cninfo.com.cn

1

©C

						411.26	0.10%	1,500			411.26	2017 03 28	
				--	--	411.26	--	1,500	--	--	--	--	--
				2017									
				1500		2017 6 30					411.26		

2

3

4

5

1

1

2

3

2

1

	2016 04 23	5,000	2016 11 24	4,000				
	2016 04 23	23,000	2016 09 21	10,000				
	2015 03 18	5,000	2015 12 30	361.01				
	2016 04 23	6,000	2016 09 30	5,316.12				
	2016 04 23	5,000	2017 05 17	1,743.89				
	2013 04 13	5,000	2016 01 15					
	2016 04 23	5,000	2016 06 08					
	2015 03 18	1,500	2016 03 28					

	23							
	2015 03 18	10,000	2016 01 20	6,918.9				
	2015 03 18	5,000	2015 05 07	464.34				
	2015 03 18	3,000	2015 09 08					

50%	F	0
D+E+F		0

2

3

1

2

2017 2 15		2017-001	
2017 2 15		2017-002	

2017 2 15		2017-003	
2017 2 23	2016	2017-004	
2017 2 25		2017-005	
2017 3 11		2017-006	
2017 3 11		2017-007	
2017 3 22		2017-008	
2017 3 22		2017-009	
2017 3 28		2017-010	
2017 3 28	2017	2017-011	
2017 3 30		2017-012	
2017 4 1		2017-013	
2017 4 15		2017-014	
2017 4 19		2017-015	
2017 4 21		2017-016	
2017 4 21		2017-017	
2017 4 21	2016	2017-018	
2017 4 21	2016	2017-019	
2017 4 21		2017-020	
2017 4 21		2017-021	
2017 4 21		2017-022	
2017 4 21		2017-023	



2017

2017 4 21	2016	2017-024	

2017 4 21

2017 6 14		2017-045	
2017 6 14		2017-046	
2017 6 22		2017-047	

1

	320,188,525	36.27%	0	0	0	-1,086,454	-1,086,454	319,102,071	36.15%
1	0	0.00%	0	0	0				

1 882,686,848

2

3

75%

2

	195,385,728	0	0	195,385,728	195,385,728	
	40,093,326	0	0	40,093,326	40,093,326	
	8,713,288	33,000	0	8,680,288	8,392,288	2017

					288,000	
	2,535,000	416,004	0	2,118,996	1,993,996 125,000	2017
	1,862,594	200,000	387,500	2,050,094	387,500	2017
	1,242,594	75,000	0	1,167,594	767,594 400,000	2017
	1,300,419	150,000	0	1,150,419	425,419 725,000	2017
	1,112,500	175,000	27,975	965,475	75% 27,975	2017
	926,425	76,425	0	850,000	850,000	2017
	900,000	150,000	0	750,000	50,000 700,000	2017
	66,116,651	226,500	0	65,890,151	96,151 65,794,000	2017
	320,188,525	1,501,929	415,475	319,102,071	--	--

3

		29,594		8		0	
		5%		10			
		29.51%	260,514,304	0	195,385,728	65,128,576	206,226,300
		6.06%	53,457,768	0	40,093,326	13,364,442	18,400,000
		3.22%	28,401,992	25962868	0	28,401,992	
		2.45%	21,669,077	-4399835	0	21,669,077	
		1.98%	17,492,452	-2904911	0	17,492,452	
		1.45%	12,800,000	-1240312	0	12,800,000	
		1.45%	12,769,100	0	0	12,769,100	
		1.31%	11,573,718	0	8,680,288	2,893,430	
		1.13%	9,972,959	-27041	0	9,972,959	

		1.04%	9,219,400	0	0	9,219,400		3,310,000	
10	3								
		1							2
10									
						65,128,576		65,128,576	
						28,401,992		28,401,992	
						21,669,077		21,669,077	
						17,492,452		17,492,452	
						13,364,442		13,364,442	
						12,800,000		12,800,000	
						12,769,100		12,769,100	
						9,972,959		9,972,959	
						9,219,400		9,219,400	
						6,870,000		6,870,000	
10	10 10	1							2
10	4								

10

10

10

10



			200,000	0	0	200,000	200,000	0	200,000
	--	--	335,655,368	37,300	32,300	335,660,368	5,903,000	0	5,903,000

			2017 05 20	
			2017 08 18	2017 8 18

1

2017 06 30

	1,327,981,108.00	1,611,155,281.10
	280,843,272.11	368,145,411.76
	3,918,501,551.26	2,883,103,322.95
	262,542,660.28	132,053,144.27

	187,156,745.16	303,460,923.17
	1,104,995,060.34	712,354,916.16
	102,860,559.23	44,346,959.36
	7,184,880,956.38	6,054,619,958.77
	239,689,805.00	47,689,805.00
	1,649,603,332.10	1,596,891,346.57
	500,697,772.64	271,670,831.84
	591,151,010.30	571,525,339.34
	22,907,822.64	22,907,822.64
	11,957,313.91	9,626,571.11
	126,141,673.84	125,359,117.76
	216,821,487.70	156,257,749.37
	3,358,970,218.13	2,801,928,583.63
	10,543,851,174.51	8,856,548,542.40
	2,013,494,052.16	1,062,840,844.84

	104,616,390.87	297,638,134.90
	793,260,670.11	547,668,080.01
	432,472,429.84	370,156,986.85
	22,595,701.26	33,537,733.70
	207,835,468.57	218,488,045.38
	293,016.81	1,368,742.15
	1,906,650.00	2,217,000.00
	1,429,816,129.38	1,273,284,742.49
	5,006,290,509.00	3,807,200,310.32

	5,089,294,288.89	3,870,042,365.19
	882,686,848.00	882,686,848.00
	1,875,966,237.43	1,772,595,101.63
	556,817,282.25	545,231,510.00
	3,941,351.39	-162,400.18
	86,174,849.45	86,174,849.45
	3,140,709,546.39	2,778,451,448.03
	5,432,661,550.41	4,974,514,336.93
	21,895,335.21	11,991,840.28
	5,454,556,885.62	4,986,506,177.21
	10,543,851,174.51	8,856,548,542.40

2

	812,793,533.13	1,104,063,615.57
	97,033,414.77	201,167,582.66
	1,853,424,884.88	1,369,578,290.15
	416,370,553.70	189,759,374.62
	1,429,189,155.57	1,409,166,936.14

	26,653,943.12	79,729,582.87
	3,485,202.85	1,384,887.77
	4,638,950,688.02	4,354,850,269.78
	205,500,000.00	13,500,000.00

	76,746,974.07	7,101,903.13
	293,016.81	1,148,402.57
	1,906,650.00	2,217,000.00
	1,993,671,939.58	2,227,801,755.88
	4,838,016,205.81	4,383,037,249.18
	4,029,000.10	5,372,000.08
	4,029,000.10	5,372,000.08
	4,842,045,205.91	4,388,409,249.26
	882,686,848.00	882,686,848.00
	1,915,783,806.49	1,812,412,670.69
	556,817,282.25	545,231,510.00
	86,174,849.45	86,174,849.45
	228,850,668.65	243,590,566.53
	2,556,678,890.34	2,479,633,424.67

	7,398,724,096.25	6,868,042,673.93
--	------------------	------------------

3

	4,310,590,753.64	2,921,088,840.98
	4,310,590,753.64	2,921,088,840.98
	3,779,802,254.55	2,512,192,528.18
	2,568,481,655.42	1,665,864,390.02
	39,374,448.56	39,099,999.96
	587,439,336.71	401,969,972.54
	508,924,516.19	338,292,938.29
	30,943,279.00	24,633,368.23
	44,639,018.67	42,331,859.14
		-1,960,680.00
		-1,944,339.38
	27,038,783.23	
	557,827,282.32	404,991,293.42
	939,305.28	15,393,970.18

	279,857.12	39,419.39
	1,232,414.61	1,488,983.47
	776,604.10	1,164,637.25
	557,534,172.99	418,896,280.13
	65,941,552.79	56,290,422.42
	491,592,620.20	362,605,857.71
	493,718,902.54	364,391,830.85
	-2,126,282.34	-1,785,973.14
	4,103,751.57	6,366,998.71
	4,103,751.57	6,366,998.71
1.		
2.		
	4,103,751.57	6,366,998.71
1.		
2.		
3.		
4.		
5.	4,103,751.57	6,366,998.71
6.		
	495,696,371.77	368,972,856.42
	497,822,654.11	370,758,829.56
	-2,126,282.34	-1,785,973.14

	0.56	0.44
	0.56	0.44
	0.00	0.00

4

1.		
2.		
1.		
2.		
3.		
4.		
5.		
6.		
	116,720,906.30	5,072,591.87

5

	4,664,245,947.87	3,154,049,454.66

	89,665,316.17	68,867,857.22
	4,753,911,264.04	3,222,917,311.88
	4,083,480,777.83	2,240,906,035.66
	615,189,772.44	396,501,809.11
	376,724,966.30	294,731,853.94
	473,945,389.96	402,372,245.38
	5,549,340,906.53	3,334,511,944.09
	-795,429,642.49	-111,594,632.21
	3,917,831.80	221,154.81
	170,294,187.26	
	4,031,971.03	8,938,905.84
	178,243,990.09	9,160,060.65
	401,343,761.40	237,843,279.14
	192,000,000.00	

	421,673.98	
		1,971,939.38

	3,150,555,578.99	1,760,411,526.23
	2,875,491,991.47	799,866,665.25
	285,881,350.66	177,198,432.25
	72,292,343.53	98,575,491.96
	890,635,490.58	575,856,877.27
	4,124,301,176.24	1,651,497,466.73
	-973,745,597.25	108,914,059.50
	690,979.03	30,310.10
	2,485,935.08	3,835,022.33
	3,176,914.11	3,865,332.43
	17,253,480.11	9,701,446.59
	192,000,000.00	506,454,125.18
		1,971,939.38
	209,253,480.11	518,127,511.15
	-206,076,566.00	-514,262,178.72
		193,001,000.00
	1,448,342,058.26	855,596,404.81
	4,346,331.28	
	1,452,688,389.54	1,048,597,404.81
	375,000,000.00	255,818,048.82
	148,116,666.23	94,085,353.79
	18,210,579.53	191,848,220.38

	541,327,245.76	541,751,622.99
	911,361,143.78	506,845,781.82
	3,735,700.38	142,662.11
	-264,725,319.09	101,640,324.71
	999,583,885.86	323,415,718.77
	734,858,566.77	425,056,043.48

7

	882,68			1,772,5						
	6,848.			95,101.	545,231	-162,40		86,174,		
	00			63	,510.00	0.18		849.45		

1												12,029, 777.27	12,029, 777.27
2													
3					103,371 ,135.80								103,371 ,135.80
4						11,585, 772.25							-11,585, 772.25
												-131,46 0,804.1 8	-131,46 0,804.1 8
1													
2													
3												-131,46 0,804.1 8	-131,46 0,804.1 8
4													
1													
2													
3													
4													
1													
2													

	830,693,439.00				1,364,793,419.79	53,445,290.00			86,174,849.45		1,838,194,156.27	2,017,357.37	4,068,427,931.88
	830,693,439.00				1,364,793,419.79	53,445,290.00			86,174,849.45		1,838,194,156.27	2,017,357.37	4,068,427,931.88
	51,993,409.00				407,801,681.84	491,786,220.00	-162,400.18				940,257,291.76	9,974,482.91	918,078,245.33
											1,028,709,692.11	-2,386,986.68	1,026,322,705.43
	51,993,409.00				407,801,681.84	491,786,220.00						12,361,469.59	-19,629,659.57
1	51,993,409.00				321,695,983.61	491,786,220.00						12,361,469.59	-105,735,357.80
2													
3					86,105,698.23								86,105,698.23
4													
											-81,587,770.55		-81,587,770.55
1													
2													

	848.00				,670.69	10.00			9.45	,566.53	,424.67
					103,371,1	11,585,77				-14,739,	77,045,46
					35.80	2.25				897.88	5.67
										116,720,	116,720,9
										,906.30	06.30
					103,371,1	11,585,77					91,785,36
					35.80	2.25					3.55
1											
2											
3					103,371,1						103,371,1
					35.80						35.80
4						11,585,77					-11,585,7
						2.25					72.25
										-131,46	-131,460,
										0,804.1	804.18
										8	
1											
2										-131,46	-131,460,
										0,804.1	804.18
										8	
3											
1											
2											
3											
4											
1											
2											

	882,686, 848.00				1,915,783 ,806.49	556,817,2 82.25			86,174,84 9.45	228,850 ,668.65	2,556,678 ,890.34
--	--------------------	--	--	--	----------------------	--------------------	--	--	-------------------	--------------------	----------------------

	830,693, 439.00				1,406,087 ,908.19	53,445,29 0.00			86,174,84 9.45	401,315 ,757.50	2,670,826 ,664.14
	830,693, 439.00				1,406,087 ,908.19	53,445,29 0.00			86,174,84 9.45	401,315 ,757.50	

1											
2											
3											
4											

			2008	9	10		
						5,276	
	2008					2008	12 31
							5,276
		10		5			2,638
	7,914						
	2009					2009	12 31
							7,914
		10		10			7,914
	15,828						
	2010						
[2010]1816							
	2010	12				1,348	
		29					17,176
	2010					2010	12 31
							17,176
		10		10			17,176
	34,352						
							2013
						A	1,800
	69.80						1,730.20
							1,631.60
							1.00
	311						35,983.60
	2013						
						A	69.80
							1.00
							36,053.40
	2013						
[2014]590							
	2014	8				5,626.9553	
		8					

41,680.3553

2013

47.6917

1.00

41,632.6636

2014

2014 12 31

41,632.6636

10

10

41,632.6636

83,265.3272

2013

18.20

2015 8 5

83,247.1272

2013

177.7833

83,069.3439

2016

6,312.60

5,314.9909

997.6091

1.00

1197

88,384.3348

2016 11 28

91110000102551540H

2013

12.20

2016 11 7

2013

103.45

2016 11 7

883,843,348

882,686,848

2017 2 23

Oriental Yuhong (America) Developments Ltd.

Yuhong America

1

15

2014

2

11

14

17

24

1

2016 12 31

2016

2

1 1 12 31

3

12

4

5

1

2

6

1

2

3

4

7

8

1

2

11

3

4

5

10

6

90

-

-

50% 50%

12

12

12

12

12

8

:

10

1

	1,000	1,000

2

1 1	5.00%	5.00%
1 2	10.00%	10.00%
2 3	30.00%	30.00%
3 4	50.00%	50.00%
4 5	80.00%	80.00%
5	100.00%	100.00%

3

11

1

2

3

4

5

12

1

2

22

22

3

20% 20% 50%

20%

4

19

13

1

2

		10-20	5	4.75-9.5
		5-10	5	9.5-19
		5-10	5	9.5-19
		5-10	5	9.5-19

3

5

6

14

19

15

1

2

3

3

16

1

40-50
3-15
15
15

19

2

17

18

19

1

2

3

4

20

1

2

3

21

1

2

22

1

C

A

D

B

C A B D

2

23

1

2

24

/

25

1

1

2

2

1

2

26

1

2

3

4

1

2

27

1

16	>	<
[2017]15		2017
1 1		
2017 1 1		2017 6
12		

<

-27,038,783.23

16 >
[2017]15 2017 1
1
2017 1 1 2017 6 12

27,038,783.23

27,038,783.23

2

1

		17 11 6 3
		4
		1 5 7
		25
		3 5

2

1

2014 10 30

GR201411000433

15%

2016 11 30

GR201632002117

15%

2014 9 23

GF201443000028

15%

2014 10 31

GR201432002176

15%

2015 6 1

GF201521000069

15%

2015 7 21

GR201511000260

15%

2015 10 10

GR201544006308

15%

2015 10 30

GR201531001015

15%

2015 12 10

GR201537000177

15%

2016 11 21

GR201613000502

15%

2012 12

15%

[2011]58

15%

2

[2015]16

Volatile Organic Compounds, VOC

420 /

1

	13,186,797.67	1,240,055.62
	1,162,000,492.92	1,433,594,794.52

	152,793,817.41	176,320,430.96
	1,327,981,108.00	1,611,155,281.10

2017 6 30

44,101,678.90 79,655,555.05 25,697,364.31
 3,339,219.15 152,793,817.41

2

3

1

	177,774,405.14	72,024,368.33
	103,068,866.97	296,121,043.43
	280,843,272.11	368,145,411.76

2

	0.00
	0.00
	0.00

3

--	--	--

	117,521,239.46	
		46,157,140.21
	117,521,239.46	46,157,140.21

4

	0.00
	0.00

4

1



1			
1	3,560,411,295.67	176,123,874.47	5.00%
1 2	424,102,377.68	42,410,237.77	10.00%
2 3	177,228,032.42	53,168,409.73	30.00%
3 4	44,520,687.42	22,260,343.71	50.00%
4 5	31,010,118.76	24,808,095.01	80.00%
5	42,277,755.98	42,277,755.98	100.00%
	4,279,550,267.93	361,048,716.67	8.44%

2

63,155,351.67

0.00

3

4

590,011,215.71

13.78%

36,108,686.40

5

2017 6 30

500,000,000.00

450,000,000.00

5

1

1	258,977,125.65	98.64%	128,770,914.83	97.51%
1 2	1,851,331.59	0.71%	1,796,024.46	1.36%
2 3	247,247.08	0.09%	699,554.63	0.53%
3	1,466,955.96	0.56%	786,650.35	0.60%
	262,542,660.28	--	132,053,144.27	--

1

1

3,565,534.63

2

126,153,438.99

48.05%

6

1

	216,722, 793.43	99.74%	29,566,0 48.27	13.64%	187,156,7 45.16	333,323 ,015.29	99.43%	29,862,09 2.12	8.96%	303,460,92 3.17
	556,675. 67	0.26%	556,675. 67	100.00%		1,923,2 86.46	0.57%	1,923,286 .46	100.00%	
	217,279, 469.10	100.00%	30,122,7 23.94	13.86%	187,156,7 45.16	335,246 ,301.75	100.00%	31,785,37 8.58	9.48%	303,460,92 3.17

1			
1		144,725,531.07	6,987,159.29
1	2		5.00%

2

-1,662,654.64

0.00

3

4

	90,474,574.60	72,226,260.19
	35,858,177.72	24,305,457.11
		169,639,800.00
	58,185,674.38	43,655,281.61
	28,613,343.12	22,983,544.06
	4,147,699.28	2,435,958.78
	217,279,469.10	335,246,301.75

5

		20,000,000.00	1-2	9.20%	2,000,000.00
		5,265,678.02	4-5	2.42%	4,212,542.42
		3,439,790.00	2	1.58%	291,959.00
		2,500,000.00	2	1.15%	225,000.00
		2,017,000.00	4	0.93%	517,631.00

	--	33,222,468.02	--	15.28%	7,247,132.42
--	----	---------------	----	--------	--------------

7

1

3

4

	6,957,599,205.12
	1,213,800,855.03
	2,391,819.08
	7,821,156,936.83

2

3



19,200

19,200

4.80%

10

1

1.	1,001,436,200.72	864,514,524.66	34,165,977.57	116,639,107.15	2,016,755,810.10
2.	55,225,191.36	56,420,211.98	2,722,272.15	3,519,488.54	117,887,164.03
1	9,970,315.00	9,186,246.43	1,676,477.19	2,738,877.85	23,571,916.47
2	45,254,876.36	25,352,993.22			70,607,869.58
3		21,880,972.33	1,045,794.96	780,610.69	23,707,377.98
3.	3,017,434.57	7,470,771.96	3,285,784.07	2,681,078.37	16,455,068.97
1	3,017,434.57	7,470,771.96	3,285,784.07	2,681,078.37	16,455,068.97
4.	1,053,643,957.51	913,463,964.68	33,602,465.65	117,477,517.32	2,118,187,905.16
1.	131,522,724.78	217,352,252.88	17,660,129.29	51,904,177.56	418,439,284.51
2.	18,153,255.23	35,194,727.38	1,956,785.21	7,951,927.88	63,256,695.70
1	18,153,255.23	29,627,453.99	1,356,489.50	7,456,895.32	56,594,094.04
2		5,567,273.39	600,295.71	495,032.56	6,662,601.66
3.	2,455,631.39	5,911,677.62	4,023,202.36	2,146,074.80	14,536,586.17
1					


1.	996,411.98	428,767.04			1,425,179.02
2.					
1					
3.					
1					
4.	996,411.98	428,767.04			1,425,179.02
1.	905,427,196.91	666,399,895.00	18,008,753.51	59,767,486.68	1,649,603,332.10
2.	868,917,063.96	646,733,504.74	16,505,848.28	64,734,929.59	1,596,891,346.57

2

		120,475,782.53
		134,105,385.05

	152,630,706.93		152,630,706.93	143,746,070.28		143,746,070.28
2.4	103,956,826.41		103,956,826.41	42,273,210.28		42,273,210.28
	99,052,339.53		99,052,339.53	18,337,419.00		18,337,419.00
	58,490,536.90		58,490,536.90	14,422,476.88		14,422,476.88
	22,836,915.19		22,836,915.19	1,584,972.91		1,584,972.91
	21,540,829.11		21,540,829.11	716,894.44		716,894.44
	12,460,796.17		12,460,796.17	11,851,445.21		11,851,445.21
	7,202,656.35		7,202,656.35	1,528,714.71		1,528,714.71
	7,145,487.16		7,145,487.16			
	5,862,259.49		5,862,259.49	1,554,418.17		1,554,418.17
	3,787,203.58		3,787,203.58	7,349,195.42		7,349,195.42
	3,438,679.25		3,438,679.25	3,396,226.42		3,396,226.42
	2,126,308.08		2,126,308.08			
	166,228.49		166,228.49	155,823.08		155,823.08
				1,536,738.73		1,536,738.73
				15,819,681.59		15,819,681.59
				5,519,373.52		5,519,373.52
				1,878,171.20		1,878,171.20
	500,697,772.64		500,697,772.64	271,670,831.84		271,670,831.84

2



	269,571,800.00	716,894,44	20,823,934.67			21,540,829.11	7.99%	15%				
	1,662,747,400.00	254,271,544.11	280,206,545.14	63,509,139.01		470,968,950.24	--	--				--

3


2017 6 30

2.4

12

1

1.	581,033,153.39	207,820.00		1,431,900.00	21,120,787.73	603,793,661.12
2.	25,280,000.00				2,317,197.35	27,597,197.35
1	25,280,000.00				2,317,197.35	27,597,197.35
2						
3						
3.						
1						



	40,226,034.15	
--	---------------	--

1. 2017 6 30

2. 2017 6 30

1,665,922.85

50

13

1

	13,469,206.10				13,469,206.10
	2,622,808.63				2,622,808.63
	6,815,807.91				6,815,807.91
	22,907,822.64				22,907,822.64

2

--	--	--	--	--

5

4.00%

12.10%

14

	6,613,312.59	4,808,123.47	2,068,063.42		9,353,372.64
	3,013,258.52		409,317.25		2,603,941.27
	9,626,571.11	4,808,123.47	2,477,380.67		11,957,313.91

15

/

1

	385,578,445.03	60,351,239.47	335,683,087.81	52,531,407.64
	158,656,658.75	25,059,819.25	218,917,207.37	34,494,262.67
	236,518,106.07	37,595,261.57	219,901,447.92	36,089,487.64
	20,902,357.00	3,135,353.55	14,959,732.08	2,243,959.81
	801,655,566.85	126,141,673.84	789,461,475.18	125,359,117.76

2

3

		126,141,673.84		125,359,117.76

4

	15,694,725.55	23,095,278.61
	119,092,076.30	86,249,042.91
	134,786,801.85	109,344,321.52

5

2017	2,226,122.99	2,226,122.99	
2018	2,288,037.30	2,288,037.30	
2019	4,583,035.50	4,583,035.50	
2020	22,281,408.38	23,642,301.02	
2021	53,362,922.17	53,509,546.10	
2022	34,350,549.96		
	119,092,076.30	86,249,042.91	--

16

	210,221,487.70	124,377,749.37
	6,600,000.00	31,880,000.00
	216,821,487.70	156,257,749.37

17

1

	1,452,336,911.95	605,252,393.00

	55,000,000.00	40,000,000.00
	460,000,000.00	297,647,777.57
	46,157,140.21	119,940,674.27
	2,013,494,052.16	1,062,840,844.84

1. 17

A

10,000 2017 6 30 3,700.00

G

6,000

2017 6 30 2,000.00

H

O			30 000	2017 6
30		30,000.00		
P				
39 000	2017 6 30		20,000.00	
Q				20,000
	2017 6 30		10,000.00	
R				
160 000	2017 6 30		6,500.00	
2.				
A	5			
		40,000,000		
	90,000	2017 6 30		45,000
B			14,000,000	
	30,000	2017 6 30		1,000
3.				
A				
	9,174,423.97			
B				
	36,982,716.24			
2				
		0.00		

18

	104,616,390.87	297,638,134.90
	104,616,390.87	297,638,134.90

19

1

		366,631,809.58
		106,683,355.07
		34,124,744.95
		27,203,191.69
		9,556,585.61
	4,379,630.12	1,253,750.40
	7,435,783.04	

	152,154,263.13	136,472,322.90
	432,472,429.84	370,156,986.85

2 1

	78,225,795.39	
	78,225,795.39	--

21

1

	32,929,239.48	574,514,179.70	586,016,780.08	21,426,639.10
-	608,494.22	30,211,045.66	29,650,477.72	1,169,062.16
	33,537,733.70	604,725,225.36	615,667,257.80	22,595,701.26

2

1	29,007,485.46	514,480,644.40	526,456,051.79	17,032,078.07
2		12,907,746.02	12,907,746.02	
3	458,508.15	16,495,727.62	16,604,021.61	350,214.16
	372,527.00	14,416,915.05	14,548,354.04	241,088.01
	46,963.34	1,119,990.72	1,101,122.11	65,831.95
	39,017.81	958,821.85	954,545.46	43,294.20
4	2,087,258.22	23,496,384.18	23,099,946.67	2,483,695.73
5	1,375,987.65	7,133,677.48	6,949,013.99	1,560,651.14
	32,929,239.48	574,514,179.70	586,016,780.08	21,426,639.10

3

1	541,848.96	28,936,170.19	28,390,155.49	1,087,863.66
2	66,645.26	1,274,875.47	1,260,322.23	81,198.50
	608,494.22	30,211,045.66	29,650,477.72	1,169,062.16

22

	119,000,608.93	78,283,916.52
	54,789,329.86	120,369,641.60
	17,427,370.44	8,207,700.91
	8,519,509.28	5,276,131.08
	6,096,115.48	4,627,334.42
	1,116,369.60	834,336.50
	728,435.99	390,638.85
	157,728.99	498,345.50
	207,835,468.57	218,488,045.38

23

	83,349.19	966,694.15
	209,667.62	402,048.00
	293,016.81	1,368,742.15

24

--	--	--

	1,906,650.00	2,217,000.00
	1,906,650.00	2,217,000.00

25

1

	453,593,212.26	364,050,356.59
	125,674,468.20	95,604,996.19
	292,428,316.68	260,114,412.67
	12,888,622.24	8,283,467.04
	545,231,510.00	545,231,510.00
	1,429,816,129.38	1,273,284,742.49

2

1

1

157,745,944.98

26

	2,763,039.46			2,763,039.46	
	2,763,039.46			2,763,039.46	--

30

	545,231,510.00	11,585,772.25		556,817,282.25
	545,231,510.00	11,585,772.25		556,817,282.25

31

	86,174,849.45		86,174,849.45
--	---------------	--	---------------

	14,442,638.19	12,598,278.17
	11,751,115.28	11,208,864.78
	3,430,335.63	
	5,869,324.24	
	96,124.46	
	3,465,361.85	
	319,548.91	

	11,655,761.12	13,458,959.74
	8,654,103.52	8,952,842.10
	8,013,758.21	7,950,898.05
	6,968,193.45	6,359,523.46
	5,240,554.20	5,055,213.32
	3,082,015.42	4,147,197.71
	41,855,978.71	58,379,574.90
	508,924,516.19	338,292,938.29

38

	22,463,838.42	15,629,187.94
	4,067,292.71	4,740,503.27
	12,142,567.22	13,066,736.27
	1,013,554.46	543,953.14
	609,388.39	-133,994.15
	30,943,279.00	24,633,368.23

39

	62,175,342.59	32,871,279.12
	-17,536,323.92	9,460,580.02
	44,639,018.67	42,331,859.14

40

--	--	--

		-1,960,680.00
		-1,960,680.00

41

		-1,944,339.38
		-1,944,339.38

42

	27,038,783.23	

43

	279,857.12	39,419.39	279,857.12

							81,998.00	
							40,000.00	
							100,000.00	
							1,342,999.98	
							400,000.00	
2015							300,000.00	
							300,000.00	
							40,000.00	
							100,000.00	
							200,000.00	

							270,000.00	
							50,000.00	
2014							200,000.00	

2014

--	--	--	--	--	--	--	--	--

2014							300,000.00	
	--	--	--	--	--		14,437,176.83	--

44

	776,604.10	1,164,637.25	
	776,604.10	1,164,637.25	
	25,000.00	20,000.00	
	430,810.51	304,346.22	
	1,232,414.61	1,488,983.47	

45

1

	66,724,108.87	60,643,774.05
	-782,556.08	-4,353,351.63
	65,941,552.79	56,290,422.42

2

	557,534,172.99
/	83,630,125.95
	-6,011,015.81

	-3,582,654.53
	1,189,878.91
	-762,604.30
	5,839,593.49
	-14,361,770.92
	65,941,552.79

46

31

47

1

	11,196,036.32	45,031,298.66
	48,661,559.19	12,532,233.10

3

	4,031,971.03	4,738,905.84
		4,200,000.00
	4,031,971.03	8,938,905.84

4

		1,971,939.38
		1,971,939.38

5

--	--

2

3

4

	1,175,187,290.59	1,434,834,850.14
	13,186,797.67	1,240,055.62
	1,162,000,492.92	1,433,594,794.52
	1,175,187,290.59	1,434,834,850.14

49

50

	152,793,817.41	
	2,270,676.43	
	1,665,922.85	
	500,000,000.00	
	656,730,416.69	--

51



5

2

			DAW ASIA LIMITED	
	31,178,326.02	31,178,326.02	4,932,342.15	4,932,342.15
	45,794,481.00	45,794,481.00	202,202,915.65	202,202,915.65
	4,311,460.44	4,311,460.44	7,672,189.44	7,672,189.44
	14,158,092.07	14,158,092.07	2,805,886.34	2,805,886.34
	3,000,000.00	3,000,000.00		
	40,450,396.48	40,450,396.48	33,749,346.05	33,749,346.05
	38,609,313.00	38,609,313.00	186,251,663.34	186,251,663.34
	38,609,313.00	38,609,313.00	186,251,663.34	186,251,663.34

1

1

				99.69%		
				100.00%		
				100.00%		
				86.36%	13.64%	
				100.00%		
				100.00%		

				100.00%		
				100.00%		
				100.00%		
				100.00%		
				100.00%		
				100.00%		
				100.00%		


100.00%

				100.00%		
				100.00%		
				100.00%		
				100.00%		
				100.00%		
				51.00%		
				100.00%		

2

	0.31%	131,810.37		2,474,716.07

3



项目	本年数	上年数
浮动利率金融工具		
金融资产	132,798.11	161,115.53
其中：货币资金	132,798.11	161,115.53
金融负债	201,349.41	106,284.08
其中：短期借款	201,349.41	106,284.08
其他流动负债		
0	54,831.45 净值	-68,551.3

2017 6 30

项目	外币负债		外币资产	
	期末数	期初数	期末数	期初数
美元	-	4.19	3,218.35	1,062.91
欧元	-	-	-	-
港币	-	-	-	-
合计	-	4.19	3,218.35	1,062.91

税后利润上升（下降）	本年数		上年数	
美元汇率上升	5%	136.78	4%	-839.13
美元汇率下降	-5%	-136.78	-4%	839.13
欧元汇率上升	3%	-711.41	4%	0.00
欧元汇率下降	-3%	711.41	-4%	-0.00
加币汇率上升	4%	61.34	4%	61.34
加币汇率下降	-4%	-61.34	-4%	-61.34
港币汇率上升	7%	3.55	6%	3.04
港币汇率下降	-7%	-3.55	-6%	-3.04

2

4

13.78% 2016

15.93%

15.29% 2016 59.92%

3

2017 6 30

570,406.70 2016 12 31

308,836.30

项目	期末数			合计
	一年以内	一至二年	二年以上	
金融资产：				
货币资金	422,709.44			422,709.44
应收账款				
其他应收款				
其他流动资产				
资产合计				
应付账款				
应付票据				
应付职工薪酬				
应付利息				
应付股利				
其他应付款				
其他应付款				

项目	期初数			合计
	一年以内	一至二年	二年以上	
金融资产：				
货币资金	161,115.53			161,115.53
	0.00			0.00
	38,831.63			38,831.63
2,020.00	2,334.68	3,183,888.08		3,188,242.76
1,136.57	1,289.76	39,521.63		31,098.96
		4,434.70		4,434.70
3,116.77	3,624.35	354,874.43		357,213.35
		0.00		-
		106,284.08		106,284.08
		0.00		-
		29,763.81		29,763.81
		54,766.81		54,766.81
		3,353.77		3,353.77
		136.87		136.87
		221.70		221.70
2,582.56	462.66	127,328.47		124,276.25
2,689.66	462.66	321,866.63		319,803.30

2

2017 6 30

48.27% 2016 12 31 43.70%

1

2

3

4

5

1

2017 6 30

2

1

30.55%

2

3

		6.06%
		1.31%
KELTIC INVESTMENT (HK) LIMITED	KELTIC	
INVESTMENT		

4

1

/

/

		4,112,564.45	2,953,616.92

2

	50,000,000.00	2016 11 24	2018 05 23	
	230,000,000.00	2016 09 21	2017 08 17	
	50,000,000.00	2015 12 30	2017 12 29	
	60,000,000.00	2016 09 30	2017 09 29	
	50,000,000.00	2017 05 17	2018 05 17	
	50,000,000.00	2016 01 15	2018 01 14	
	50,000,000.00	2016 06 08	2018 06 07	
	15,000,000.00	2016 03 28	2017 03 28	
	30,000,000.00	2016 09 30	2017 09 29	
	30,000,000.00	2015 06 19	2017 06 19	
	20,000,000.00	2014 05 08	2015 05 08	
	60,000,000.00	2015 06 26	2016 06 26	
	30,000,000.00	2016 08 01	2018 07 30	
	40,000,000.00	2016 11 22	2018 11 21	
	100,000,000.00	2016 01 20	2018 01 19	
	50,000,000.00	2015 05 07	2018 05 07	
	30,000,000.00	2015 09 08	2017 09 07	
	30,000,000.00	2017 06 20	2018 06 19	
	4,300,000.00	2016 06 12	2018 06 11	

	50,000,000.00	2016 10 24	2017 10 24	
	30,000,000.00	2016 04 19	2017 04 18	

	100,000,000.00	2016 09 23	2017 09 19	
	530,000,000.00	2016 07 05	2017 07 04	
	626,000,000.00	2016 04 26	2018 04 25	
	100,000,000.00	2016 12 01	2017 11 30	
	200,000,000.00	2016 08 25	2017 08 24	
	900,000,000.00	2015 08 05	2017 08 04	
	700,000,000.00	2016 11 18	2018 11 17	
	400,000,000.00	2016 08 11	2017 07 25	
	400,000,000.00	2017 01 17	2019 01 17	
	300,000,000.00	2017 06 16	2018 06 15	
	1,200,000,000.00	2017 05 31	2019 05 31	

3

	5,452,900.00	4,828,200.00

5

1

		248,466.03	12,423.30	402,245.88
				20,112.29
				169,639,800.00
				8,481,990.00

1

	0.00
	0.00
	0.00
	6.83
	2 2 12.80 3 1 8.24
	5 1

1

2013

A 1,800

1,730.20

69.80

1,631.60

2

2013

A 69.80

3

2013

47.6917

1.00

4

2013

18.20

1.00

5	2013		177.7833	1.00
6	2013		12.20	1.00
7	2013		103.45	1.00
2016			6,312.60	
5,314.9909	997.6091			
	1.00			
2				

	20	20
	/ 20	14.06
	50% 2012	
		20
	50%	
		20
	/ 20	50%
	50%	

	308,628,839.25
	103,371,135.80

3

1

[2014]590

		A	56,269,553.00
1	22.63		1,273,379,984.39
	19,100,699.77		1,254,279,284.62

		金额单位：人民币元	
投资项目		募集资金使用计划	
唐山年产4,000万平方米防水材料及万吨防水涂料项目		361,599,000.00	
天津年产4,000万平方米防水材料及万吨防水涂料项目		361,599,000.00	
北京年产4,000万平方米防水材料及万吨防水涂料项目		361,599,000.00	
保定年产4,000万平方米防水材料及万吨防水涂料项目		361,599,000.00	
廊坊年产4,000万平方米防水材料及万吨防水涂料项目		361,599,000.00	
沧州年产4,000万平方米防水材料及万吨防水涂料项目		361,599,000.00	
德州年产4,000万平方米防水材料及万吨防水涂料项目		361,599,000.00	
东营年产4,000万平方米防水材料及万吨防水涂料项目		361,599,000.00	
烟台年产4,000万平方米防水材料及万吨防水涂料项目		361,599,000.00	
威海年产4,000万平方米防水材料及万吨防水涂料项目		361,599,000.00	
日照年产4,000万平方米防水材料及万吨防水涂料项目		361,599,000.00	
济宁年产4,000万平方米防水材料及万吨防水涂料项目		361,599,000.00	
菏泽年产4,000万平方米防水材料及万吨防水涂料项目		361,599,000.00	
聊城年产4,000万平方米防水材料及万吨防水涂料项目		361,599,000.00	
德州年产4,000万平方米防水材料及万吨防水涂料项目		361,599,000.00	
		小计	

2017	06	30	64,262.51	22,784.90
			25,415.97	12,659.51
		12,844.01	12,659.51	
184.50				

2017 06 30

2

1

2017 6 30

17

,

2

3

1

2

3

4

1 2017 7 12

2017 6 13

168.9333

2 2017 7 17

2017 7 17

85.9

0.0975%

18.31 /

(

2017 7 17

[2016] 280-5

1

1

	30,853,524.13	13,785,494.54		44,639,018.67

2

1	2016	7	27		11,040,000		
				365			
	2016	7	27				
					2017	7	27
2	2017	3	28		22,380,000		
				361		2017	3
			28				
3	2017	4	17		52,000,000		
				365		2017	
		4	17				
4	2017	5	25		27,705,200		
				365		2017	5
			25				
5	2017	7	21		10,500,000		
				178		2017	5

25

1

1

	1,954,03	100.00%	100,609,	5.15%	1,853,424	1,435,8				
	4,595.96		711.08		,884.88	82,226.				95

1	2	69,710,042.37	6,971,004.24	10.00%
2	3	20,837,139.31	6,251,141.79	30.00%
3	4	19,179,994.43	9,589,997.22	50.00%
4	5	6,719,114.24	5,375,291.39	80.00%
5		4,269,837.08	4,269,837.08	100.00%
		1,483,635,517.18	100,609,711.08	6.78%

2

33,965,325.53

0.00

3

4

460,035,192.75

23.53%

13,651,370.48

2

1

	1,438,856,894.71	100.00%	9,667,739.14	0.67%	1,429,189,155.57	1,415,334,213.69	99.92%	6,167,277.55	0.44%	1,409,166,936.14
						1,130,330.80	0.08%	1,130,330.80	100.00%	
	1,438,856,894.71	100.00%	9,667,739.14	0.67%	1,429,189,155.57	1,416,464,544.49	100.00%	7,297,608.35	0.52%	1,409,166,936.14

1			
1	26,313,857.96	1,374,915.61	5.00%
1 2	20,524,470.65	2,052,447.07	10.00%
2 3	1,377,050.98	413,115.29	30.00%
3 4	438,540.95	219,270.48	50.00%
4 5	5,288,324.86	4,230,659.89	80.00%
5	1,377,330.80	1,377,330.80	100.00%
	55,319,576.20	9,667,739.14	17.48%

2

2,370,130.79

0.00

3

4

	1,399,011,014.68	1,367,071,831.29
	30,007,694.03	30,973,901.33
	5,972,158.00	14,754,213.32
	3,866,028.00	3,664,598.55
	1,438,856,894.71	1,416,464,544.49

5

		549,290,901.17	1	38.18%	
		301,305,484.47	1	20.94%	
		204,935,766.68	1	14.24%	
		99,828,576.10	1	6.94%	
		96,281,659.78	1	6.69%	
				86.99%	
	--	1,251,642,388.20	--		

3

--	--	--



	2,292,590,497.97	51,210,989.72		2,343,801,487.69		

4

	2,251,836,886.27	1,647,368,450.70	1,089,316,451.00	794,630,685.37
	434,607,345.75	431,855,576.23	229,227,821.67	223,411,131.71
	2,686,444,232.02	2,079,224,026.93	1,318,544,272.67	1,018,041,817.08

5

		-1,944,339.38
		-1,944,339.38

6

1

		-490,121.77

	197,012.44	
	3,471,728.28	
	2,294.78	
	23,271,650.84	--

1

1

2

		/	/
	9.38%	0.56	0.56
	8.94%	0.53	0.530

3

1

2

4

2017